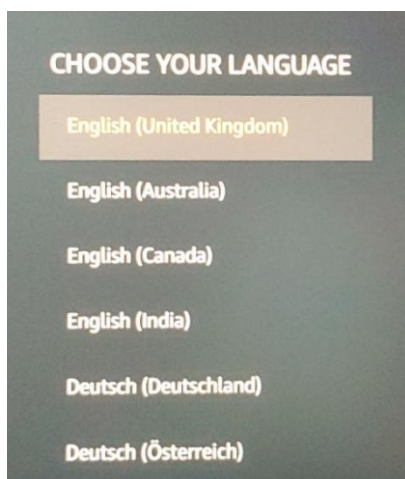

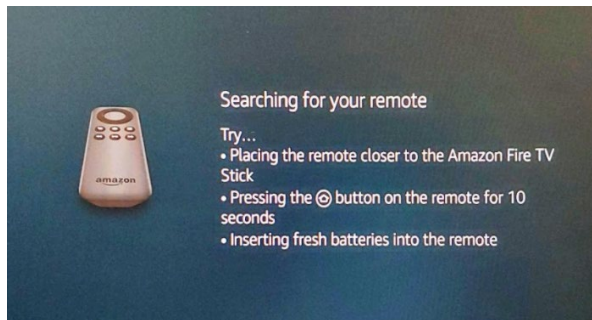



How to connect your new Amazon Fire TV/Firestick to RESNET_WIFI

Step 1 Find the MAC address for your Amazon Firestick so that you can register your device and obtain a password to connect to RESNET_WIFI.

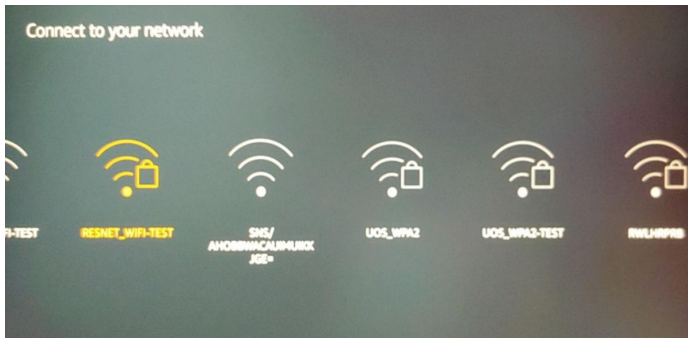
To do this connect the device as advised by Amazon and follow the on-screen instructions as follows:

Click through the following screens:

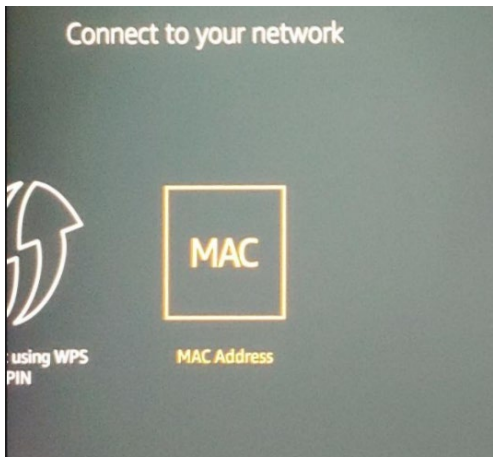




Stop when you reach this screen below:



On this screen, scroll **all the way to the right** to select the option to find the MAC address.



Select MAC address. Make a note of the MAC address. This will give you the MAC address you need to register the device at managemydevices.surrey.ac.uk.

Step 2 Registering your device to obtain a RESNET_WIFI password

You now need to register your Firestick to obtain the password needed to connect your Firestick to RESNET_WIFI.

To do this, use your mobile phone/tablet/laptop, ensure you can connect to the internet and have set up eduroam wi-fi on this device using these instructions on MySurrey.

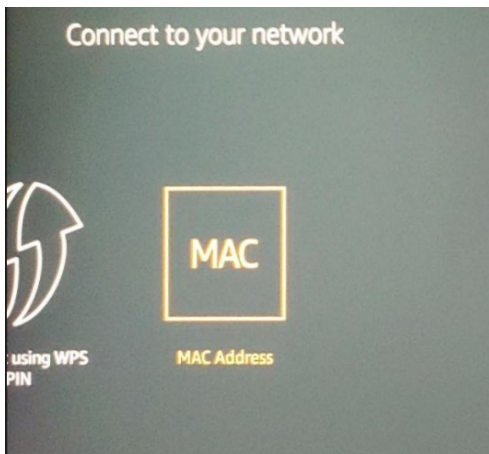
On your mobile phone/tablet/laptop, visit managemydevices.surrey.ac.uk to register your firestick and generate the password you need to connect the firestick to RESNET_WIFI. Click [here](#) for instructions on how to register your device.

Remember, if you have more than one device you would like to connect to RESNET-WIFI, you will need to register each device and obtain a password for each one.

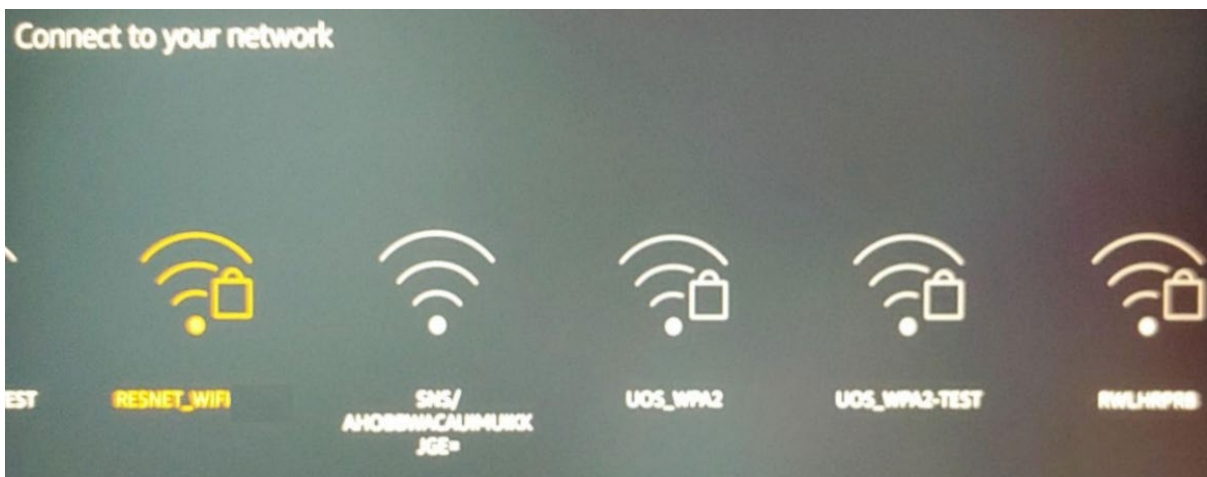
Once you have noted down the RESNET_WIFI password, return to your Firestick and follow the on-screen instructions to connect to RESNET_WIFI.

Step 3 Connecting your device to the RESNET_WIFI

Scroll left from here:



and click on RESNET_WIFI:



Enter the password you received from managemydevices.surrey.ac.uk



Click 'connect' and you will be connected to RESNET_WIFI.

Despite your phone/laptop/tablet being connected to eduroam and your Firestick being connected to RESNET_WIFI, casting will still work between these networks. There is no need to connect your phone/laptop/tablet to RESNET_WIFI for this to work.